

FEATURES	BENEFITS
<ul style="list-style-type: none"> • Repetitive Distortion (Rub & buzz) • Impulsive Distortion (loose particles) • Active compensation of regular distortion • Ultra fast testing at physical limit • High resolution by sweep technique • Easy limit calculation, pass/fail classification 	<ul style="list-style-type: none"> • Reliable detection of defective units • More sensitive than human ear testing • Online Loudspeaker Diagnostics • Ensures consistency of production

Some defects in loudspeakers such as loose particles in the gap produce random symptoms, which may be not audible during end-of-line testing. Other defects such as voice coil rubbing become worse after some time and may be detected when the transducer is mounted in the car audio system or in any other final application. To avoid shipping a defective unit defects should be detected in manufacturing even if they are inaudible for a human tester.

The new meta-hearing defect detection module reveals symptoms of loudspeaker defects, which are masked by the regular distortion, generated by the desired non-linearities as found in good devices. This patent protected technology learns the regular distortion of “good” units by adaptive modeling and uses this knowledge to compensate the regular distortion in the measured signal. This gives up to 20 dB more sensitivity, which is required to detect defects such as an extremely small loose particles (single grain of salt) bouncing on the diaphragm.

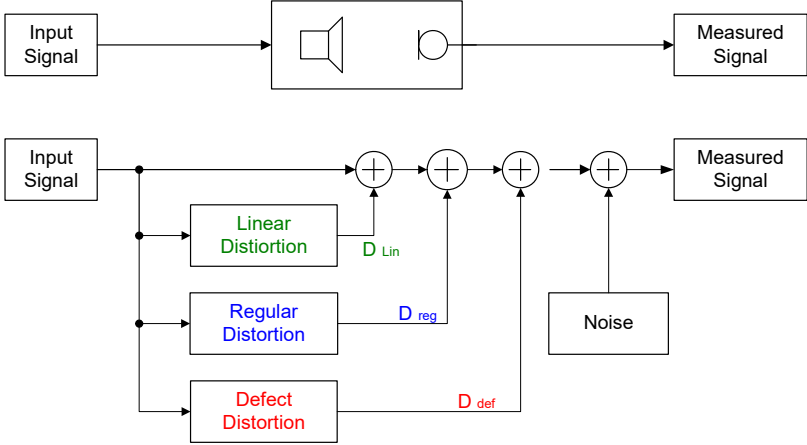
CONTENT

1	Overview	2
2	Meta Hearing – Superior Rub & Buzz Detection	2
3	Input Parameters (Setup)	3
4	Results	4
5	Limits	5
6	Applications	5
7	Patents	5

1 Overview

Philosophy	The Rub&Buzz Meta Hearing Technology was developed to separate defects from inherent regular distortion of all drivers and audio systems.
Requirements	<ul style="list-style-type: none"> • Klippel QC Standard Version • 1 Microphone, (2 Microphones for Noise Immunity option) • Power amplifier for passive operation • Fixture for driver and microphone (not supplied by KLIPPEL) <p>See also specification <i>C3 - QC End of Line Test System</i>.</p> <p>The Meta Hearing option provides considerably more sensitivity for Rub&Buzz detection. It is an extension of the existing Rub&Buzz measure included in the QC standard version.</p>

2 Meta Hearing – Superior Rub & Buzz Detection

Background	<p>The response of a DUT (Device under Test) to an input signal can be modeled by the superposition of several distortion components:</p>  <p>Linear distortion describe the deviation from unity response, which is the linear, wanted behavior of a loudspeaker (frequency response).</p> <p>Regular distortion describe the response of determined-by-design nonlinear behavior (e.g. 2nd, 3rd order harmonics due to motor or compliance nonlinearity).</p> <p>Defect distortion (often called Rub&Buzz) are all unwanted signal components due to production failures, material problems or even design errors (wires hitting the cone). Usually these defects are short-term phenomenon such as clicks, rubbing at a certain excursion or loose particles.</p> <p>Noise is also an unwanted signal but not related to the driver. The influence of the noise from the ambience should be reliably separated from the distortion components (see separate specification <i>S21-Ambient Noise Immunity</i>).</p>
Standard Method for Rub & Buzz Defect Distortion	<p>Defects have in most cases very low energy and are usually concentrated at one time instant. They can be detected in time domain analysis best, since frequency domain (neglecting phase information) smears these effects over the whole measurement interval. Using time domain analysis, even shortest defects can be detected. The Defect Distortion are separated from regular distortion and the fundamental using a tracking high-pass filter with variable cut-off frequency.</p>

	<p>This is an effective measure to detect Rub&Buzz defects. However, these measures do not only reveal the defect but are still contaminated with higher-order regular distortion (which are also found on good units) and noise. Testing even smaller defects which are masked by regular distortion the Meta-Hearing-Technique shall be applied (see below).</p>
<p>Isolated Defect Distortion (IDD)</p>	<p>The Meta Hearing technology (patented in DE 102 14 407, CN 1449136, US) is used to suppress the regular distortion (from motor, or suspension) inherent in the Defect Distortion and to isolate the distortion (IDD) caused by the loudspeaker defect.</p> <p>This technology is based on a loudspeaker model, which has to be identified by a learning procedure applied to a good unit (e.g. golden unit). The continuous learning procedure provides also a compensation for parameter shifts during production. Thus loudspeaker with smallest defects (stray units) are detected reliably.</p> <p>These defects may be masked by regular distortion and inaudible for a human tester (Meta-Hearing technology). However, inaudible effects may provide valuable indications for loose particle detection or other defects, which become worse in the final application. The active compensation of the regular distortion provides additional headroom between a good and a defect unit. Limits are easier to define.</p>
<p>Production Noise Immunity (AN)</p>	<p>Ambient noise from production may impair the detection of rub& buzz defects for a human or automated tester. Shielding of the test unit by a test box or measurement cabin may help. However, an additional microphone measuring the noise in the far field (1 m distance) is used to predict the Ambient Noise level (AN) in the near field and to separate the defects from ambient noise disturbances. In case of an external noise disturbance the measurement can be repeated automatically. See also Specification S21 - <i>Ambient Noise Immunity</i>.</p> <div data-bbox="459 1093 1109 1429" data-label="Diagram"> </div>
<p>Interpretation</p>	<p>The defect distortion (Rub&Buzz), isolated defect distortion (IDD) as well as the noise level AN are transparent measures which can be easily compared with the fundamental and THD of the SPL on an absolute scale.</p> <p>Having all criteria related to SPL in one single window allows comparing different defects regarding their occurrence in frequency and interaction.</p>

3 Input Parameters (Setup)

<p>Activation</p>	<p>The Meta Hearing Module is activated by installing</p> <ul style="list-style-type: none"> • A valid license and • Task Property Page section Processing set RBz – Meta Hearing to ‘on’
<p>Setup Parameters</p>	<p>The Meta Hearing Module uses no dedicated setup parameter. The Rub&Buzz setup parameters are also used for IDD (Highpass, Type).</p>

Display IDD measure and limits

IDD measure and limit are displayed in Chart 1 only, if the IDD limit is exceeded in the current test. However, the curves can be displayed using the context graphics menu in Chart 1.

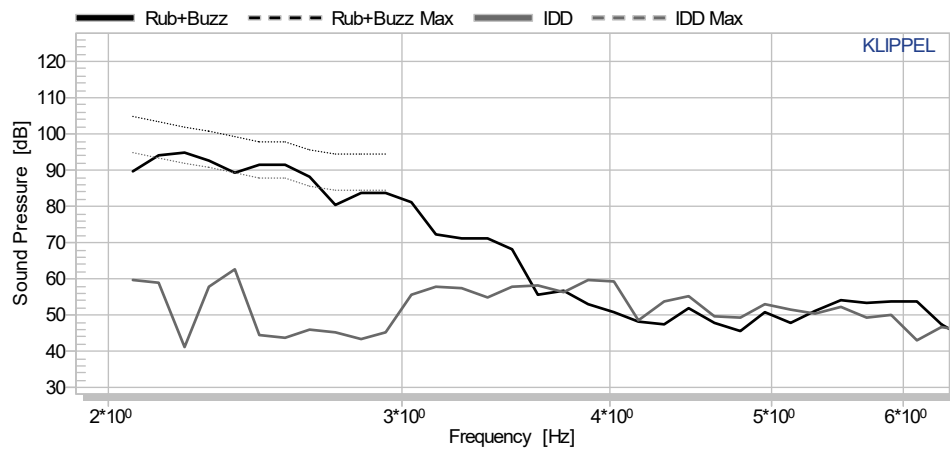
Note: IDD exists only, if limits exist, if MHT module is activated (see above) and if at least 2 DUTs were tested with PASS verdict. This is required to initialize the model of Defect Distortion.

4 Results

Isolated Defect Distortion (IDD)

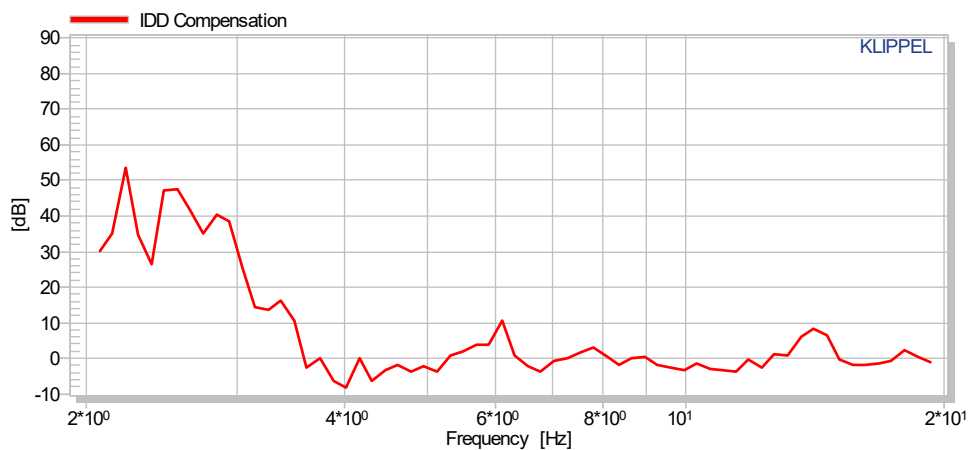
IDD measure and limit are displayed in Chart 1 only, if the IDD limit is exceeded in the current test. However, the curves can be displayed using the context graphics menu in Chart 1.

Note: IDD exists only, if limits exist, if MHT module is activated (see above) and if at least 2 DUTs were tested with PASS verdict. This is required to initialize the model of Defect Distortion.



Compensation

In Chart 4 the achieved compensation is shown. This is the difference from the conventional (standard) Rub&Buzz measure and the compensated IDD measure.



5 Limits

Dynamic Limit	The limit of IDD (Isolated Defect Distortion, see above) is calculated automatically from the preceding tests. At the beginning of testing (after log-in) 2 Passed tests are required to initialize the IDD check and to learn a Rub&Buzz model of the currently used DUT. Each Passes test updates this limit with information of the currently measured DUT, thus the limit is not static but depends on the reproducibility of Rub&Buzz information.
Limit Parameters	There are no dedicated parameters for IDD limit. The same parameters used for Rub&Buzz are also used to calculate the IDD limit. See also the manual for more details.
Display limits	See above "Display IDD measures".
Verdict handling	
When the measured / calculated defect distortion (IDD) exceed their limit, the user can define, whether the verdict shall be a Warning or a FAIL.	
Warning may be useful for manually operated lines, where a test can easily be repeated.	
FAIL should be used in automatic lines for low cost products, where stray unit detected by MHT module are rejected.	

6 Applications

Drive unit production line	Right after production EOL the units are extremely similar. Not only the linear properties but only the nonlinear properties (voice coil position, suspension properties) are almost identical. This makes the Meta Hearing Technology ideal for using. Any reproducible high order harmonic distortion can be effectively compensated. Thus, the sensitivity of defect detection is enhanced even below the hearing threshold.
(Sub) Woofer	Especially woofers with a large linear range should be tested with Meta Hearing. Background is the sudden drop of Bl, if the voice coil is moving out of the gap at high level. This causes high harmonic distortion, even 20-50 th order are not unusual. To keep sufficient energy for the defect detection, those high order harmonic distortion can be compensated and hence the sensitivity for smallest defects can be enhanced.

7 Patents

Germany	P10214407
USA	7,221,167
China	03108708.6

Find explanations for symbols at:

<http://www.klippel.de/know-how/literature.html>

Last updated: July 03, 2017

